


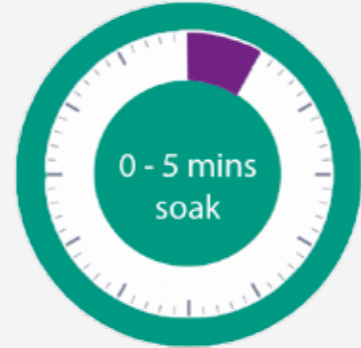



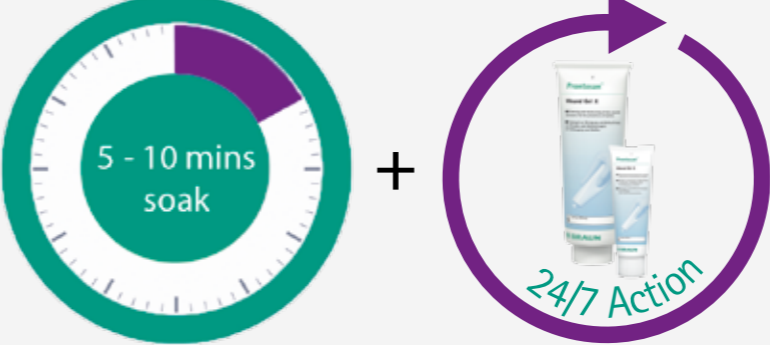




A proactive approach using a combination strategy of Prontosan Solution and Prontosan Gel X as part of wound bed preparation may prove helpful and aims to:

- Reduce the biofilm burden (Prontosan Solution)
- Prevent reconstitution of the biofilm (Prontosan Gel X)

APPROPRIATE TIME FOR APPROPRIATE WOUND

DESCRIPTION OF WOUND	OBJECTIVE	HOW TO USE
ACUTE WOUND - SURGICAL PRIMARY & SECONDARY INTENTION HEALING <ul style="list-style-type: none"> ▪ High risk patient* ▪ No slough ▪ Minimal exudate 	<ul style="list-style-type: none"> ▪ Cleans ▪ Prevents biofilm / complications 	Rinse with Solution 
ACUTE WOUND e.g. trauma <ul style="list-style-type: none"> ▪ Debris ▪ Haematoma 	<ul style="list-style-type: none"> ▪ Cleans ▪ Prevents biofilm / complications 	Soak with Solution 
CHRONIC WOUND - GRANULATING <ul style="list-style-type: none"> ▪ High risk patient* ▪ Low exudate 	<ul style="list-style-type: none"> ▪ Cleans ▪ Prevents biofilm / complications 	Soak with Solution Consider Gel X 
CHRONIC WOUND <ul style="list-style-type: none"> ▪ Light slough ▪ Low exudate 	<ul style="list-style-type: none"> ▪ Cleans ▪ Prevents biofilm / complications 	Soak with Solution Apply Gel X 
CHRONIC WOUND - CRITICALLY COLONISED/INFECTED <ul style="list-style-type: none"> ▪ Medium / high exudate ▪ Static wound ▪ Slough 	<ul style="list-style-type: none"> ▪ Cleans ▪ Prevents biofilm / complications 	Soak with Solution Apply Gel X 

*High risk patient: Co-morbidities such as Diabetes, immuno-compromised, steroidal use, patients with previous wound infection and or biofilm and slough.

- Compatible with other dressings
- Once opened, Prontosan Solution and Gel X can be used for up to 8 weeks (single patient use)

Prontosan® BREAKS THE BIOFILM CYCLE